

SYFgoesOnline! 2021

PIXEL PERFECT 2021

Invitation to Submit A Visual Story for *Pixel Perfect 2021*

A. OVERVIEW

- *Pixel Perfect* is one of the platforms featured in the *SYFgoesOnline!* Through *Pixel Perfect*, we aim to further develop your interest in photography and/or videography by providing opportunities for you to closely observe your surroundings and creatively explore ways to communicate your personal stories meaningfully using visuals.
- *Pixel Perfect 2021* is open to all students in MOE Primary and Secondary schools, Junior Colleges and Millennia Institute, as well as Special Education Schools. You are only allowed to submit 1 entry. You may submit either a set of 3 – 5 images or a video that is no more than 1 minute. If your photo/video story is selected, it will be exhibited on our SYF website and/or social media.
- **All photos and videos must be taken strictly within prevailing safe management measures (SMM) (e.g. only at home during current Phase 2 (heightened alert) period).** There must be no complex and/or risky set-ups and dangerous attempts when photographing/filming.
- A masterclass, conducted by practising professional(s) from Objectif, will be organised for students who are interested to learn how to curate compelling stories to submit for *Pixel Perfect 2021*. Please refer to **Annex A**.

B. THEME

The theme for *Pixel Perfect 2021* is

Celebrating Our Everyday

Extending last year's theme of Our Everyday, the theme for this year invites students to celebrate the extraordinary in the ordinary by telling stories about solidarity and resilience. Students will develop a greater connection with people around them through capturing personal and/or shared experiences that aim to inspire and uplift.

C. HOW TO PARTICIPATE IN PIXEL PERFECT 2021

Step 1:

Seek parental/guardian consent for:

- Participating in *Pixel Perfect 2021*
- Featuring you and/or your submission on social media

Step 2:

Before you work on your visual story, decide

- Whether you want to submit a set of images or a video entry
- How you want to respond to the theme (See Section B)

The use of the following equipment is allowed:

- Smart devices (e.g. phone, tablet etc.) with photographic capabilities
- Compact cameras
- Mirrorless cameras
- DSLR cameras

Step 3:

Put together your photo or video story:

- Select 3 – 5 photos and arrange them in relevant order

Or

Shoot and edit a video* of no more than 1 minute in duration

*If you are using music for your video, please ensure that the music of your choice is royalty free or copyright cleared (See Section G).

Please cite the source of your music in your video. Read the Terms of Use from the source for citation requirements.

- Write a 50 – 150 words description for your photo/ video story
 - Your description may include:
 - The inspiration for your story
 - How your story showcases the solidarity and resilience in people around you
 - The message you are trying to convey through your photos or video
- Learning resources accompanied by infographics will be made available on the [SYF website](#) and SYF social media¹ at @sgyouthfest ([Facebook](#) & [Instagram](#)). Keep a lookout for ideas in this learning resources on how your stories can unfold!
- You may also refer to our past year videos and infographics at this [link](#) for inspiration.
- If you need guidance on planning the photo/ video shoots, you can get some pro tips from [Our Schools, Our Stories](#). Click [here](#) and scroll to page 22 to access some useful photo and video pointers.

¹ Only for participants aged 13 and above

Step 4:

Submit your photo/video story online

Click on the link or scan the QR code. All submissions must reach us by 21 June 2021.



<https://go.gov.sg/pixelperfect2021-opencall>

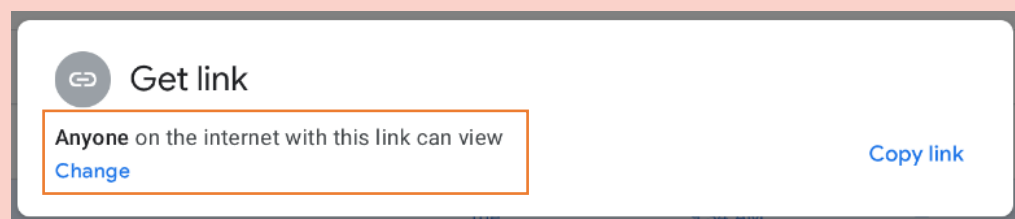
You will be required to fill in these details on the online form:

- Your full name (this will be used on the certificate which you will receive in September 2021 for your participation in *Pixel Perfect 2021*);
- School;
- Class;
- Contact number;
- Email address;
- Parents'/Guardians' name and contact (for primary school participants);
- Link to the Dropbox or Google Drive folder with your photos/video; and
- 50 – 150 words write-up for your photo/video story.

Uploading your photos/video

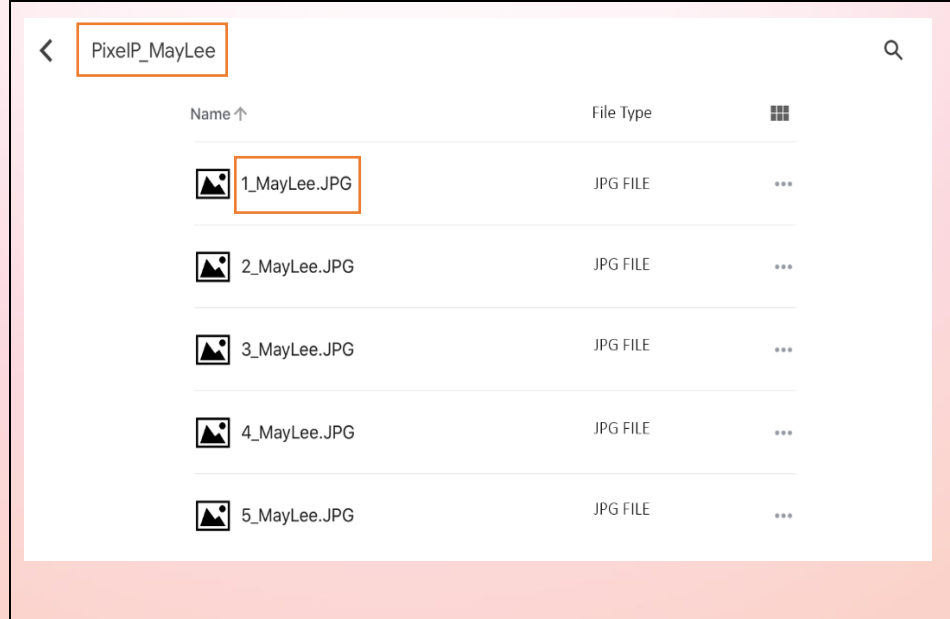
Upload your photos/video in a folder on Dropbox or Google Drive and share the link of your folder when you register.

When sharing on Google drive, make sure that the link sharing setting is set to "Anyone with the link can view".



Name your folder and the photos the following format:

Name of folder:	<PixelP>_<YourName> e.g. PixelP_MayLee
Name of photos:	<Number in its Relevant Order>_<YourName> e.g. 1_MayLee



If you are submitting a video, please name your video in the following format:

Name of video:	<PixelP>_<YourName> e.g. PixelP_MayLee
----------------	--

D. THINGS TO NOTE WHEN SUBMITTING FOR PIXEL PERFECT 2021

Photos and video shall follow these specifications:

Photos	Videos
<ul style="list-style-type: none"> ✓ JPEG (.jpg) file format 	<ul style="list-style-type: none"> ✓ MP4 (.mp4) or MOV (.mov) file format ✓ Video can be shot on any device in landscape or portrait orientation, with aspect ratio 4:3 or 16:9 ✗ <u>Must not be</u> a slideshow or photo collage

Photos/Video <u>must be</u>	Photos/Video <u>must NOT</u>
<ul style="list-style-type: none"> ✓ Original. Minor editing to photos is allowed. Videos that are modified with video editing software/ applications are allowed. ✓ Taken after 29 April 2021 	<ul style="list-style-type: none"> ✗ Contain any depictions or activities that are deemed indecent, offensive, politically insensitive, racially insensitive, or unlawful. ✗ Include watermarks, borders or signatures. ✗ Be concurrently and/or previously submitted for other competitions, distributed or accepted for broadcast through any public media.

Entries that are incomplete, incorrectly filled in and/or submitted late will not be accepted.

E. SELECTION

Photo/Video stories will be selected for feature in our online exhibition based on:

- **Personal response in relation to the theme of *Pixel Perfect 2021* (see section B above)**

The photo/video story clearly and creatively expresses the theme through the visuals and write-up

- **Use of photography/ videography skills and technique**

Visuals show good understanding and appropriate use of photography/ videography skills and techniques to express the artistic intention

Selection will be made within two weeks from 18 June 2021. You will be notified via e-mail if your photo/video story is selected to be featured on our SYF website and social media (Facebook & Instagram). All students who have submitted a valid entry will receive a certificate in September for their participation in *Pixel Perfect 2021*.

F. HOW TO STAY SAFE WHEN PARTICIPATING IN PIXEL PERFECT 2021

1. *Pixel Perfect 2021* is part of *SYFgoesOnline!* which is an online festival.
2. To stay safe, ensure that:
 - you adhere to socially acceptable netiquette when interacting with online materials and comments on MOE/SYF social media platforms;
 - you do not participate in cyberbullying behaviours including, but not limited to, flaming, harassment, cyber stalking and denigration; and
 - photos and videos should be taken with adherence to prevailing SMM (e.g. only at home during current Phase 2 (heightened alert) period).
 - Check out IMDA's [website](#) for the most current advisory on SMM. Although the [guidelines](#) apply to media companies, as a participant, you could refer to them as a reference and guide.

G. COPYRIGHT GUIDELINES TO TAKE NOTE OF

1. When submitting any photos/audio recordings/video recordings to the Ministry of Education and Singapore Youth Festival, you should:
 - be the creator/owner of all the material submitted (except where the platform has provided material for you to work with); music that is used must be copyright-free (note that pop songs are usually copyrighted hence should not be used unless copyright consent is obtained – see the point below);
 - have sought permission from the owner(s) for the use of symbols such as brands and logos, and/or using material from another source or person in the photo/video; and
 - have sought consent from any person(s) included/featured in your submitted material.
2. Copyright to the materials submitted for *SYFgoesOnline!* reside with the student. By participating in the *SYFgoesOnline! Pixel Perfect 2021*, you grant the Ministry of Education the perpetual and irrevocable right, non-exclusive, worldwide license, to use and distribute the materials contained in the entries, in full or partially, in various media of its choosing, including, but not limited to, newspapers, magazines, publications, radio, television, public screenings and any other electronic media including, but not limited to, the Internet, or for other purposes in a manner it deems fit in its communication to the public.

H. CONTACT US

For any queries, please drop us an email at MOE_SYF_SECY@moe.gov.sg

We hope you have a meaningful time participating in
SYFgoesOnline! 2021

SYF goes Online! 2021

PIXEL PERFECT MASTERCLASS 2021

Invitation to Register for Pixel Perfect Masterclass 2021

A. OVERVIEW

- This masterclass is open to all students in MOE Primary and Secondary schools, Junior Colleges and Millennia Institute. Students who participate in the masterclass are encouraged to submit a visual story for *Pixel Perfect 2021*.
- To enable constructive facilitation and conducive learning, participation is capped at 40 students. Registration is based on portfolio submitted and then on a first-come, first-served basis. More details are shown below.









B. DETAILS OF PIXEL PERFECT MASTERCLASS 2021

Date and Time

	<u>Primary School</u>	<u>Secondary Schools, JC and MI</u>	<u>Remarks</u>
Session 1	28 May 2021, Friday 2.30 p.m. – 4 p.m.		<ul style="list-style-type: none"> • Participants who are selected are required to attend <u>all</u> three sessions. • All sessions will be conducted online via Zoom. • Participants will require the following items when attending the workshop: <ul style="list-style-type: none"> ○ A device (i.e. laptop or tablet) with internet access and web camera. ○ Google/ Student ICON account to access Google Drive
Session 2	31 May 2021, Monday 2.30 p.m. – 4 p.m.	1 June 2021, Tuesday 2.30 p.m. – 4 p.m.	
Session 3	7 June 2021, Monday 2.30 p.m. – 4 p.m.	8 June 2021, Tuesday 2.30 p.m. – 4 p.m.	

			<ul style="list-style-type: none"> ○ Photographic equipment <ul style="list-style-type: none"> - Smart phones with camera/ compact camera/ mirrorless camera or DSLR camera - Secure Digital (SD) card, if necessary, for your equipment
--	--	--	--

SESSION CONTENT

Session 1	<p>What is a photo story?</p> <ul style="list-style-type: none">  Finding stories from your environment  Composition and perspectives (types of shots to make a story) <p>Creating your own photo stories</p> <ul style="list-style-type: none">  Looking for stories around you  Pitching of stories ideas <p>After session 1, you should continue to take photos/ videos based on your proposed story ideas and upload your photos/ videos for review during the next session.</p>
Session 2	<p>Review of submitted images/ short clips</p> <p>Telling Stories with Visuals</p> <ul style="list-style-type: none">  Understand and learn how journalists employ different techniques (portraits, action, details and establishing shots) to tell stories <p>After session 2, you should review and refine your photos/ videos based on your learnings for review during the next session.</p>
Session 3	<p>Putting Together the Story</p> <ul style="list-style-type: none">  Caption writing  Sequencing and editing of images  In class sharing of photo or video project

C. HOW TO PARTICIPATE IN PIXEL PERFECT MASTERCLASS 2021

Step 1:

Seek parental/guardian consent for:

Participating in *Pixel Perfect Masterclass 2021*

Step 2:

Register for the masterclass online

Click on the link or scan the QR code. All submissions must reach us by **24 May 2021, 5 pm.**



<https://go.gov.sg/pixelperfect2021>

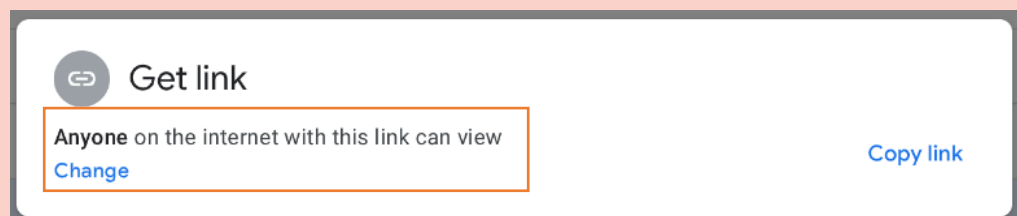
You are required to fill in these details in the online form:

- Your full name (this will be used on the certificate which you will receive in September 2021 if you are selected to participate in the *Pixel Perfect Masterclass 2021*);
- School;
- Class;
- Contact number;
- Email address;
- Parents' name and contact (for primary school participants);
- Link to the Dropbox or Google Drive folder with your portfolio consisting of up to 5 photographs; and
- 50-100 words write-up of why you are interested in the masterclass

Uploading your portfolio

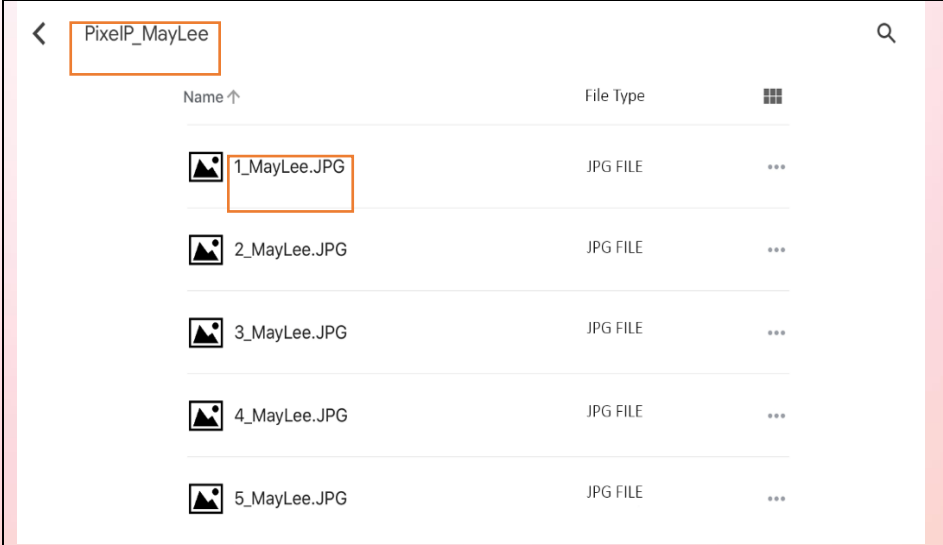
Upload your portfolio in a folder on Dropbox or Google Drive and share the link of your folder when you register.

When sharing on Google drive, make sure that the link sharing setting is set to "Anyone with the link can view".



Name your folder and the photographs in the following format:

Name of folder:	<PixelP>_<YourName> e.g. PixelP_MayLee
Name of Photographs:	<Picture Number>_<YourName> e.g. 1_MayLee



D. PUTTING TOGETHER YOUR PORTFOLIO

1. INTERPRETE THE THEME

The theme for *Pixel Perfect* 2021 is

Celebrating Our Everyday

Extending last year's theme of *Our Everyday*, the theme for this year invites students to celebrate the extraordinary in the ordinary by telling stories about solidarity and resilience. Students will develop a greater connection with people around them through capturing personal and/or shared experiences that aim to inspire and uplift.

2. PUT IT TOGETHER

In response to the theme, your portfolio should present up to 5 photos showing:

- interesting thing(s), place(s) or people around you; and
- should include a variety of subjects and styles

Do select the photographs that best showcase your creativity and photography techniques.

Please also take note of the following:

Photographs <u>must be</u>	Photographs <u>must NOT</u>
✓ In JPEG (.jpeg) file format	✗ Contain any depictions or activities that are deemed indecent, offensive, politically insensitive, racially insensitive, or unlawful.

Please read through the information on *How to Stay Safe when Participating in Pixel Perfect* and *Copyright Guidelines to Take Note of* (refer to page 6) as they apply to the submission of your portfolio for *Pixel Perfect Masterclass 2021*.

E. CONFIRMATION

You will be notified via e-mail after **26 May 2021** if you have successfully registered for the masterclass.

Entries that are incomplete, incorrectly filled in and/or submitted late will not be accepted.

F. CONTACT US

For any queries, please drop us an email at MOE_SYF_SECY@moe.gov.sg

All the best!